

# Profile

School Year  
2016-2017

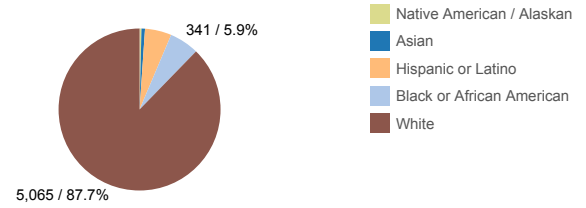
District Name  
McMinn County

School Name  
All Schools

## McMinn County, All Schools

Education Commissioner	Dr. Candice McQueen
District Name	McMinn County
District Director	Mr. Mickey Blevins
District Grades Served	PK-12
District Address 1	3 South Hill ST
District City, ST ZIP	Athens, TN 37303
Safe School Schools	All Schools Safe 9

## Student Ethnicity: McMinn County, All Schools

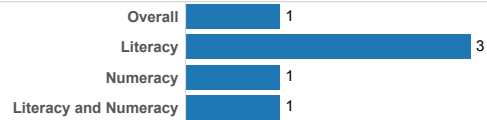


Values reflect October 1 enrollment data

## Students & Teachers: McMinn County, All Schools

Teachers	353
Administrators	36
Students	5,777
English Learner Students	86
English Learner Student Percent	1.5%
Economically Disadvantaged Student Percent	28.6%
Students with Disabilities	872
Students with Disabilities Percent	15.1%
Per-Pupil Expenditure	\$8,987.40

## TVAAS Composites: McMinn County, All Schools



For the 2015-16 school year, TVAAS composites do NOT include grades 4-8, due to suspension of testing in grades 3-8. For school districts that serve only grades K-8 and do not serve high school grades, 2015-16 TVAAS scores only include data based on middle school students who took End-of-Course assessments for high school-level courses (e.g. Algebra I), and where applicable, first and second grade data based on the optional K-2 assessment.

The Tennessee Value-Added Assessment System (TVAAS) is a statistical analysis used to measure the impact of districts, schools and teachers on the academic progress rates of groups of students from year-to-year. The TVAAS Composites listed here are scores that assess growth at the school or district level based on student performance on statewide assessments across all available subjects and grades. For districts that opted to test students in grades K-2 in years in which they are available, those scores are included in the composite.

The file available at the below link indicates which districts had early grades data included in their composites each year. [https://www.tn.gov/content/dam/tn/education/data/rpt\\_crd\\_early-grades-tvaas-districts\\_2017.xlsx](https://www.tn.gov/content/dam/tn/education/data/rpt_crd_early-grades-tvaas-districts_2017.xlsx)

TVAAS Composites are reported on a 1-5 scale and are one-year scores. Levels 4 and 5 indicate that a district or school is exceeding the expected growth, Level 3 indicates that they are making about the expected growth, and Levels 1 and 2 indicate that they are making less than the expected growth. The Overall TVAAS Composite includes all available data from the K-2 (SAT-10) assessment and from all applicable TCAP and EOC tests. The TVAAS Literacy Composite includes all literacy-focused tests included in the Overall TVAAS Composite. The TVAAS Numeracy Composite includes all numeracy-focused tests included in the Overall TVAAS Composite. The TVAAS Literacy and Numeracy Composite includes all tests included in the Literacy Composite and the Numeracy composite. More detailed TVAAS data can be viewed on the Public TVAAS Site (<https://tvaas.sas.com/welcome.html>). The TVAAS public site will be updated with 2015-16 data in January 2017.

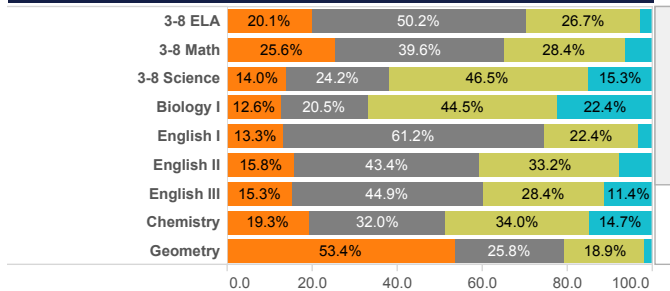
Enrollment reflects student enrollment for all grades.

Economically Disadvantaged Percent represents information for students in K-12 only

In 2015-16, the definition of economically disadvantaged was changed to reflect changes in state law. Please see memo for more information on subgroup eligibility criteria. [https://gallery.mailchimp.com/b28b453ee164f9a2e2b5057e1/files/ED\\_Definition\\_for\\_Accountability\\_Memo.pdf](https://gallery.mailchimp.com/b28b453ee164f9a2e2b5057e1/files/ED_Definition_for_Accountability_Memo.pdf)

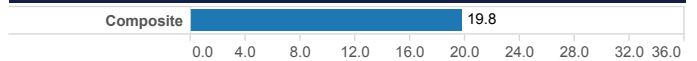
■ % Below (% Below Basic)    ■ % On Track (% Proficient)  
■ % Approaching (% Basic)    ■ % Mastered (% Advanced)

## Achievement: McMinn County, All Schools



The Tennessee Comprehensive Assessment Program, or TCAP, is a set of statewide assessments given in Tennessee to measure students' skills and progress. Students in grades 3-8 take the Achievement Test, and high school students take End of Course exams for various subjects. Student results are categorized as below basic, basic, proficient or advanced. Students that are proficient or advanced are commonly considered to be at or above grade level. Subjects with fewer than 10 valid tests and/or subjects with at least 99 percent or less than 1 percent of students scoring in any one proficiency category are suppressed in accordance with federal privacy laws.

## Average ACT Composite: McMinn County, All Schools



ACT is a national college admissions exam that includes subject level tests in English, Math, Reading and Science. Students receive scores that range from 1 to 36 on each subject and an overall Composite score. All Tennessee students are required to take the ACT in 11th grade.

In 2016, ACT scores that are reported reflect the highest score per student. In previous years, the most recent score has been reported. There may be an increase when comparing past years that is due to this reporting change. These scores are for the graduating class of the selected school year.

## Graduation Rate: McMinn County, All Schools



The Graduation Rate measures the percentage of students who graduated from high school within four years and a summer out of those students that entered the ninth grade four years earlier.